

BELLA FIGURA

Ruffle Chandelier

CL207-SM

Collection Name

MOONLIGHT COLLECTION

The Roaring Twenties brought a break with tradition marked by great advances in design, the essence of which can be seen in the flamboyant fashion updates of the era. Ladies were adorned in extravagant and dazzling dresses with intricate beading and shimmering sequins. It was this elaborate embellishment that led us to imagine the smaller of the *Ruffle* ceiling light family, abundant with overlapping plates of gently waving satin glass, each completed by a spherical finial at its centre in a finish of your choosing.

Compatible with




Bathroom



CL207-SM in Satin Glass and Polished Gold

Available Finishes

Glass colours



Ruffle Satin

Metal Finishes




Brushed Dark
Bronze



Brushed Nickel



Polished
Nickel



Brushed Gold

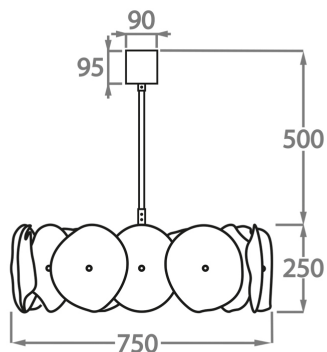


Polished Gold

Available Sizes

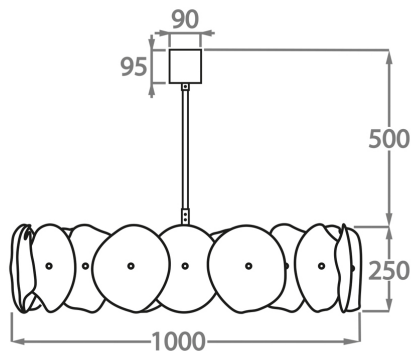
Size One

CL207-LA-75,
Height: 25 cm (9.84")
Diameter: 75 cm (29.53")
Bulbs: 7 x 2.5W LED G9



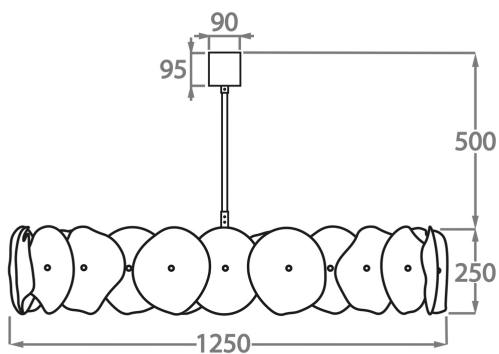
Size Two

CL207-LA-100,
Height: 25 cm (9.84")
Diameter: 100 cm (39.37")
Bulbs: 10 x 2.5W LED G9
Net Weight: 22 kg / 49 lb



Size Three

CL207-LA-125,
Height: 25 cm (9.84")
Diameter: 125 cm (49.21")
Bulbs: 12 x 2.5W LED G9



The dimensions of the central supporting rod and ceiling rose are not included in the height measurements.
The standard rod and ceiling rose is 50cm (20") high if not otherwise specified by the customer.
Weights are approx.

Finish note: As the glass is handmade by our artisans, they may vary slightly from piece to piece in dimension and appearance