

BELLA FIGURA

Elisabetta Chandelier

CL205

Collection Name

MOONLIGHT COLLECTION

The crownlike beginnings of this majestic chandelier grew from a design created more than 100 years ago. A crucial update to the style being the simplification of lines which give it sleek modernity and a luxurious look. Satin glass petals and their delicately crafted clasps combine to compose a distinctive and opulent centre piece, as well as a flush mounted single tier crown perfect for slimmer rooms and hallways.

Test Certification

IEC (International Electrotechnical Commission) test certificates available - will incur a surcharge
UL (Underwriters Laboratories) test certificates available for the USA - will incur a surcharge
Suitable for Yachts - Rod and bolting available for use on yachts

Compatible with



Bathroom



Yacht Club



CL205 in Satin Glass and Brushed Gold

Available Finishes

Glass colours



Elisabetta Satin

Metal Finishes



Brushed Gold



Brushed Nickel



Brushed Dark
Bronze

Available Sizes

Size One

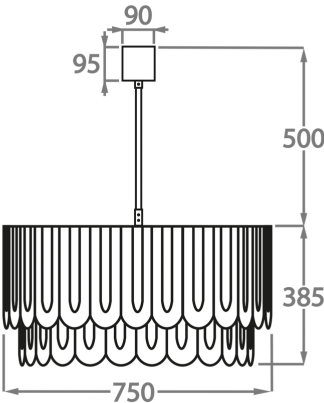
CL205-75,

Height: 38.5 cm (15.16")

Diameter: 75 cm (29.53")

Bulbs: 9 x LED 5W G9 LED

Net Weight: 30 kg / 66 lb



Size Two

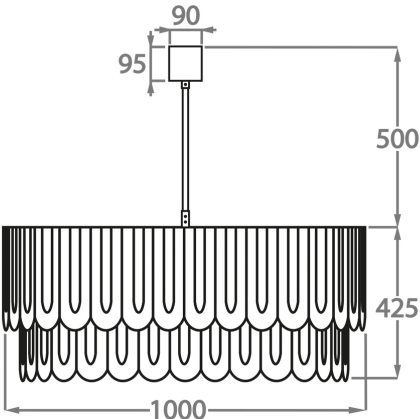
CL205-100,

Height: 42.5 cm (16.73")

Diameter: 100 cm (39.37")

Bulbs: 12 x LED 5W G9 LED

Net Weight: 40 kg / 88 lb



Size Three

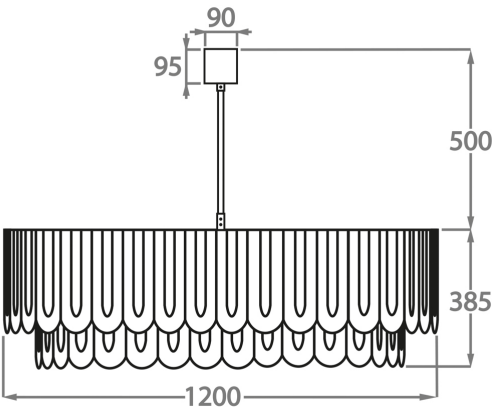
CL205-120,

Height: 38.5 cm (15.16")

Diameter: 120 cm (47.24")

Bulbs: 15 x LED 5W G9 LED

Net Weight: 75 kg / 165 lb



The dimensions of the central supporting rod and ceiling rose are not included in the height measurements
The standard rod and ceiling rose is 50cm (20") high if not otherwise specified by the customer